

R&R Manufacturing, Inc.

30340 Runway Blvd. Pratt, KS 67124
620-672-7461 www.rrmanufacturing.com

Minuteman 2 Blender

LOW INLOAD HEIGHT

5'9" inload height for ease of filling. Large hopper with fast inload speed.

LESS HORSE POWER

Requires less horse power giving significant savings in electrical use.

DIRECT DRIVE

Blender is direct drive so there are no belts, sheaves or bushings.

BLEND PARTIAL LOADS

Where the taper screw can not. Blender will start under load.

LESS FLOOR SPACE REQUIRED

In comparison to the Rotary Blend System.

HEAVY DUTY CONSTRUCTION

For a longer lasting life.

SINGLE LOAD CELL WITH DIGITAL READ OUT

Standard on all R&R Minuteman 2 Blenders.



Available in the following sizes:

- 6-ton
- 8 ton
- 10 ton
- 12-ton
- 14-ton
- 16-ton

BLENDER OPTIONS

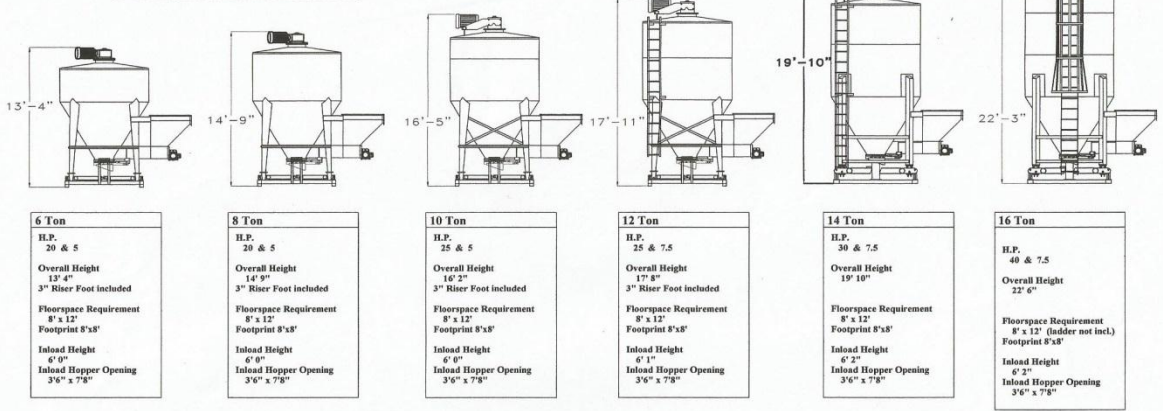
- Stainless Steel hinged hopper lid
- Stainless Steel Skid and Scales
- Stainless Steel Skywalk hopper screen
- Impregnation kits



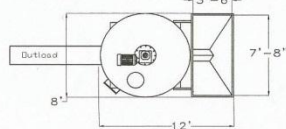
R&R
Manufacturing, Inc.



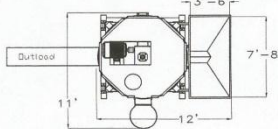
Minuteman Dimensions



6, 8, 10, 12 Ton



16 Ton



30340 Runway Blvd. Pratt, Kansas 67124

(620) 672-7561 (620) 672-2107 Fax

R&R FERTILIZER WEIGH/BLEND SYSTEM

For more information on our complete weigh/blend system, give us a call today!



We reserve the right to change products and specifications at any time without notice. Images may or may not include optional equipment.

R&R Manufacturing, Inc.

30340 Runway Blvd. Pratt, KS 67124

620-672-7461

www.rrmanufacturing.com

